



CL281 & CL283

Low profile nylon cleats for use on decks and sails

- Nylon versions of alloy CL241 & CL273.
- Covered fairlead for a snag-free profile.
- Same overall size as other sail cleats. Uses the same rivets and screws.



CL281 (black)




CL283 (black)



CL281W (white)

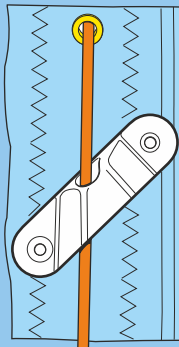


CL283W (white)




Ideal for low profile, snag-free applications on dinghies.

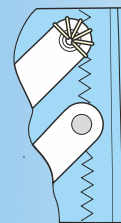
White cleats designed for sails



Line runs straight down



Line can be reached from both sides of sail



Sew or rivet onto sails.



White cleats available with backplate and rivets

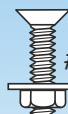
Catalogue No	Cleat description
CL281/L	Fine Line (Port) (black) - Loose packed
CL281/R	Fine Line (Port) (black) - on Retail card
CL281W	White CL281 Cleat only
CL281W+P	White CL281 + Backplate
CL281W+PR	White CL281 + Backplate +2 Rivets
CL283/L	Fine Line (Starboard) (black) - Loose packed
CL283/R	Fine Line (Starboard) (black) - on Retail card
CL283W	White CL283 Cleat only
CL283W+P	White CL283 + Backplate
CL283W+PR	White CL283 + Backplate +2 Rivets



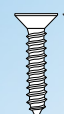
2 - 5mm Ø
1/16" - 3/16" Ø



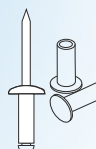
10gms
0.3 ozs



M4
#8-32 (5/32")



4.2mm
N°8



4mm
5/32"

